

Five Years Completion Rates by Race/Ethnicity and Demographics

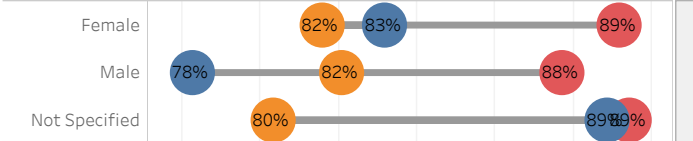
(2018-19 to 2023-24 Academic Years; Data up to Spring 2024)

Completion rate: Completing course with a decimal grade of 1.0 or higher or a P letter grade.


Year: 2023-24 Division: All Department/Program: All Course: All Modality: All Select Race/Ethnicity Category: Multiple values

■ Black, African Am.. ■ Hispanic, Any Race ■ White

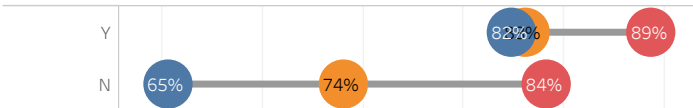
Gender



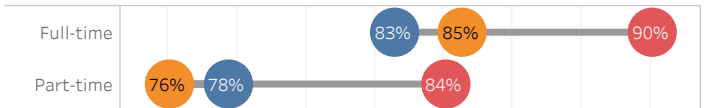
Age



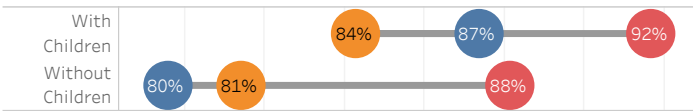
Degree Seeking



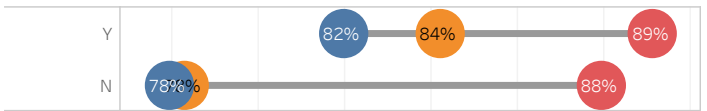
Full-time/Part-time



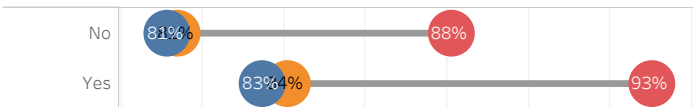
Students with Children



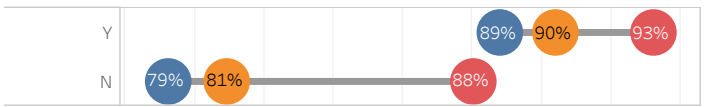
Received Need-based Financial Aid



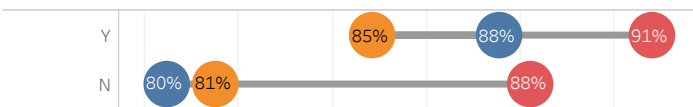
1st Generation



Worker Retraining



Veteran



Student Category

